

Fig.10 Number of nuclei as a function of time(137°C).

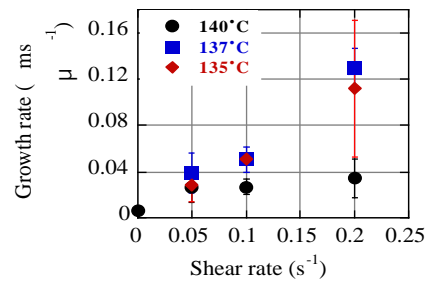


Fig.11 Growth rate as a function of shear rate.

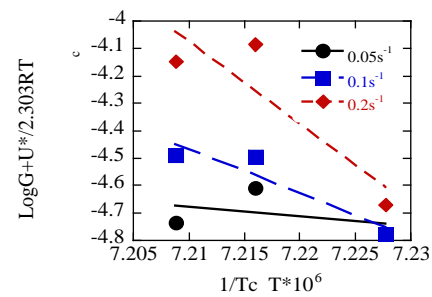


Fig.12 Kinetic analysis of linear growth rate under shear flow.

Tab.1 The value of σ_c

$\dot{\gamma}$ (s ⁻¹)	σ_c (erg ² /cm ⁴)
0.05	13779
0.1	64482
0.2	12013

[results]

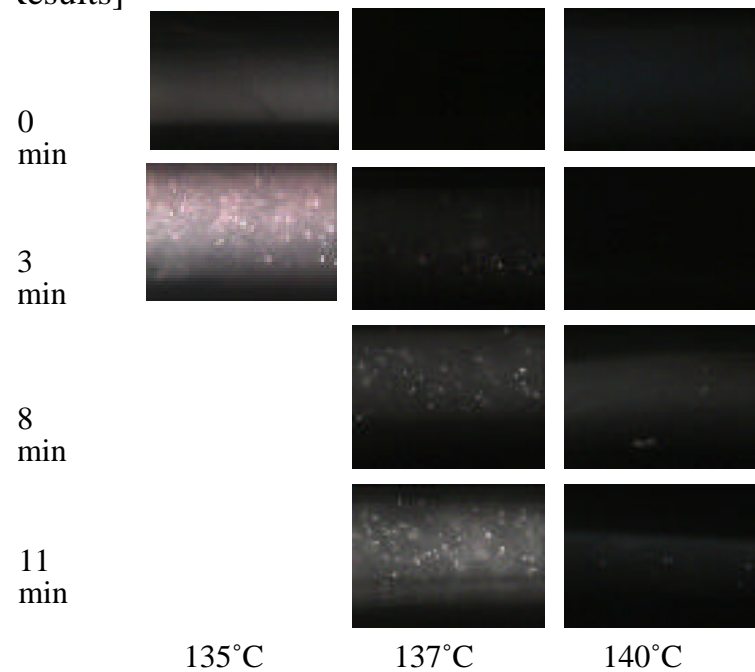


Fig.8 Typical snapshots of the observation ($\dot{\gamma} = 0.1s^{-1}$).




Fig.9 Typical snapshots of the observation ($T_c = 137^\circ C$).